

grazia&co melbourne
1 / 10-14 advantage road
highett, vic, 3190
phone +61 3 9555 5760

grazia&co sydney
12b, 32 ralph street
alexandria, nsw, 2015
phone +61 2 8914 0350

featherston re chair

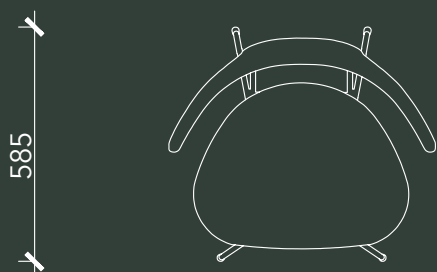
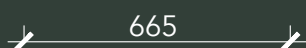
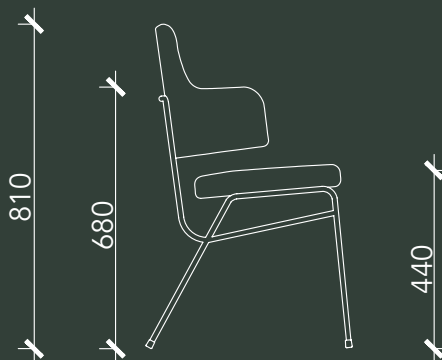
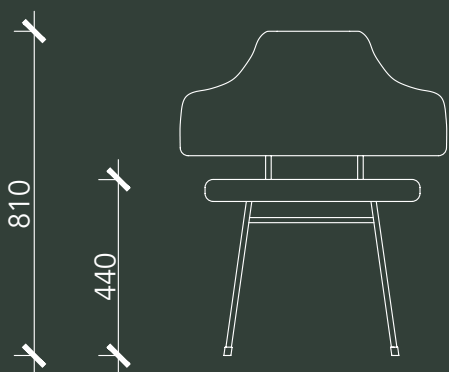


made under license in australia to the original specifications, the grant featherston re chair is manufactured from solid metal rod with a powder coat finish. contoured ply seat and backrest are fully upholstered using commercial fr australian foam and finished with top stitch detailing. (c 1957).

grazia&co[®]

technical specifications

featherston re chair



product specifications

designer
grant featherston

design registration no
202114112

year designed
1957

1 year structural workmanship warranty with Gordon Mather Industries

this warranty does not cover general wear, tear or damage to fabric, leather, stitching, timber or powder-coated finishes once supplied. featherston furniture is designed to hold a weight of 110kg when used correctly. any damage to the structure or joints from excess or uneven weight distribution will not be covered under warranty. armrests are not designed to be sat on and furniture is not designed to be dragged or rocked. warranties will be voided if the product has been disassembled, modified or repaired by any unauthorized party or is damaged in transit or used outside its intended use. featherston products (except for the outdoor ranges) are for internal use only and will not be covered under warranty if damage is a result of environmental or prolonged climatic exposure i.e. rust, direct sun damage, heating or cooling source damage. please care for your featherston products as per the following care instructions for your warranty to be valid

all terms outlined in this document are applicable exclusively to projects and orders that are based in australia.

for warranty claims outside australia, please note that a 12 month warranty period will apply, all claims are to be taken up with the international selling agent

to view the full warranty please refer to the link below

<https://graziaandco.com.au/featherston-warranty-and-care-2/>

craftmanship: manufactured in australia

materials: ply, solid steel rod, commercial fr foam

lead time: 14-16 weeks. lead times may vary during peak periods

suitability: indoor use



australian
made



1 year
warranty

grazia&co[®]

care instructions:

to maintain your furniture we recommend dusting before cleaning with damp colourfast rags to ensure surface integrity. many cleaning products contain harsh chemicals (i.e. acetone) which can damage surface integrity so we recommend the use of clean soft cotton rags to clean, wipe and dry furniture only with mild detergents. never soak or apply liquids directly to surfaces. never use wax products or abrasive rags or chemicals. never use spray polishes or cleaners as they contain silicone which will spoil the surface allowing moisture into the joints. always protect your furniture from direct sunlight, heat sources and vents as they can cause fading and / or surface damage or movement

electroplated, metal & powdercoat finishes

metal and powder-coated finishes require regular maintenance / cleaning to avoid dust and dirt build up that may result in deterioration or rusting of the finish. the effects of uv, atmospheric pollution, dirt, grime and airborne salt deposits can all accumulate over time and need to be removed at regular intervals. we recommend cleaning intervals depending on the type of environment and use of the furniture. a general rule is every 3 months or more regularly for items in coastal or commercial areas. finishes should be gently cleaned with a damp soft cloth or sponge to remove any loose surface deposits and a soft brush (non-abrasive) with a diluted detergent (no not use solvents) to remove other deposits. always thoroughly clean the surface afterwards with clean fresh water and dry by hand with a cloth to remove any water or detergent residue. never rub the surfaces excessively or vigorously, especially metallic finishes. electroplating or zinc finishing can be applied under powder-coat finishes for a stronger resistance against outdoor exposure. just like powder-coat finishes electroplated finishes can also be scratched. always avoid steel wool or brushes and abrasive cleaners especially containing chlorine. never allow bird droppings to accumulate, dry out and harden or strong solvents to clean. car polish can help revive dull finishes if required. if rust begins to appear as a result of scratches, bumps or otherwise apply an anti-rust product as quickly as possible or your product can be refinished by gmi or your local powder-coater.

upholstery & leather

fabric, vinyl and leather used to upholster our furniture is not included in our warranty however separate warranty claims can be made through your retailer or fabric supplier. an independent leather or fabric report can be obtained to determine fault. we recommend regular vacuuming or dusting with a soft vacuum brush attachment to remove dirt and dust which can accumulate and damage the surface (a minimum of every 2-3 weeks is advisable). remove spills by blotting with a soft and absorbent colourfast cloth. leathers can be treated with conditioners and cleaners as per their strict instructions using a soft cloth but we do not recommend scrubbing leather with harsh brushes or sponges in any circumstances. to preserve the supple character of leather we recommend a nourishment cream every few months or more frequently for heavy usage. always follow the directions of the product used and test first on a non-visible area of the product. when in contact with oils, sunscreens or moisture on a regular basis we recommend wiping down leather with a soft damp cloth more regularly to avoid residue build up. for heavy traffic commercial areas this may be required several times a week depending on the situation i.e. areas adjacent to pools. the natural salts and oils that occur in human skin can damage surfaces if left uncleaned for lengthy periods. in warm or humid weather wiping can be required weekly, particularly if it has become damp with perspiration. always clean along any creases that have developed and pay close attention to areas that come in contact with skin like headrests, armrests or seat cushions. leather is a natural product with varied characteristics in each hide so you may see growth marks and scars or creases that develop which cannot be removed without destroying the natural beauty and softness of the hides. if a stain persists contact a professional cleaner and do not hand wash, dry clean or use detergents, solvents or abrasive cleaners. deterioration arising from incorrect or inadequate maintenance is not considered a fault.

please visit grazia&co website for further details.



australian
made



no direct
sunlight



do not dry
clean



do not
machine
wash



do not iron

grazia&co[®]