

grazia&co melbourne
1 / 10-14 advantage road
highett, vic, 3190
phone +61 3 9555 5760

grazia&co sydney
12b, 32 ralph street
alexandria, nsw, 2015
phone +61 2 8914 0350


ellis ottoman




made in australia, the ellis outdoor ottoman has a powdercoat finish to a stainless steel frame with a fully upholstered seat in commercial outdoor foam. It is part of the ellis outdoor range which includes a dining table and bench seats in curved and straight versions.

grazia&co[®]

house vinyl



premium vinyl



house canvas



powder coat



custom


*custom upholstery
and powder coat
as specified*

grazia&co[®]


technical specifications

ellis ottoman

450



500



grazia&co[®]

product specifications

year released
2017

warranty - outdoor furniture

- i. warranty period of 3 years for the structural integrity of the frame and 12 months for the cushion, under 'normal use'
- ii. chipping and scratches on powder coated metal due to wear and tear are not warranted
- iii. raw metals oxidise and tarnish over time and are not considered faults of manufacturing
- iv. general wear and tear or changes in appearance and performance resulting from being exposed to the elements are not warranted
- v. fabric that fades or breakdown due to exposure to sunlight, uv or moisture are not warranted

all terms outlined in this document are applicable exclusively to projects and orders that are based in australia.
for warranty claims outside australia, please note that a 12 month warranty period will apply, all claims are to be taken up with the international selling agent

to view the full warranty please refer to the link below
<https://graziaandco.com.au/grazia-terms-and-conditions/>

craftmanship: manufactured in australia

materials

cushion: reticulated foam insert and specified upholstery

frame: powder coated stainless steel

lead time: 8-10 weeks. lead times may vary during peak periods

suitability: outdoor use



australian
made

3

3 year
warranty

grazia&co®

finishes & product care

house canvas and vinyl

maintaining and care of the upholstery should be done by regular vacuuming to remove dust and dirt. we do not recommend removing the cushion covers. machine washing can cause the covers to shrink. spot cleaning should be done immediately after a spill. the rope on our sun loungers can be cleaned with a damp cloth and mild soap. a soft bristle brush can be used for stubborn marks. always air dry and do not store away wet/damp cushions at any time- they are mildew resistant not mildew proof. while the cushions are made, and are suitable for outdoor use, we recommend you store indoors during the wintertime. alternatively, we recommend investing in our marine grade custom vinyl covers which will further protect your pieces from harsh climate conditions.

suntan lotions and sprays such as insect repellants may discolour the fabric. acid based liquids such as coffee, wine and fruit juice need to be wiped off immediately. the longer a stain or spill remains on the fabric the more difficult it can be to remove. do not use abrasive alcohol based or solvent based cleaners.

first spot clean with mild soap and water. using a sponge to remove the stains, rinse with clean water.

custom specified upholstery

please refer to individual suppliers for information on care and maintenance of fabrics that have been specified by a designer, as these will be outside the standard grazia&co range. most interior upholstery fabric should be regularly vacuumed and kept away from direct sunlight.

powder coat

wash as required with warm soapy water using a soft clean cloth. for marine or commercial environments, we recommend regular cleaning. do not pressure wash or steam items that are powder coated. if powder coating chips due to a knock and / or rough treatment this is not covered by warranty. touch up paint can be purchased on request (depending on availability). scratches and chips should be repaired as soon as they appear.

please visit [grazia&co website](#) for further details.